

How to work from home.



Art Online Resources.

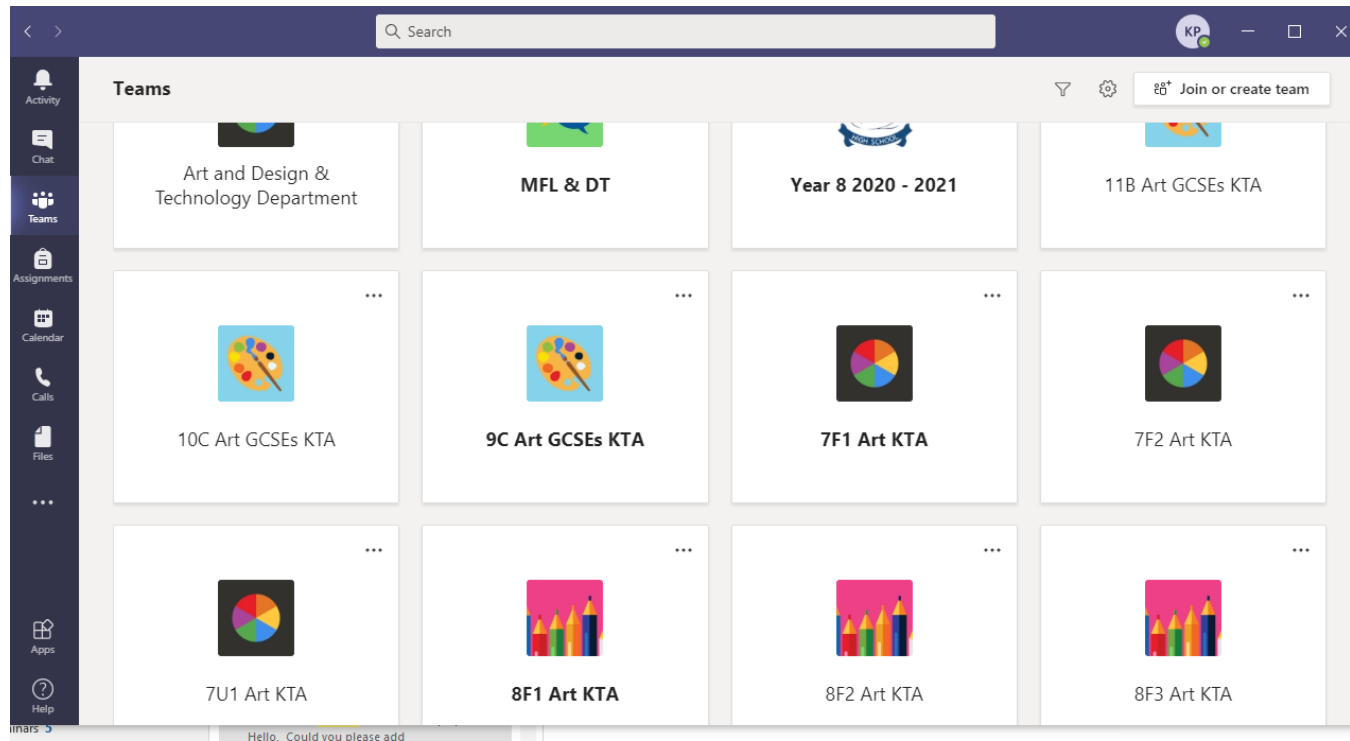


MRS K.P. Taylor



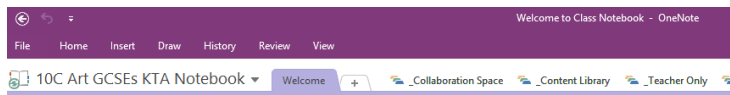
Microsoft Teams

- You can access specific resources and support from your teacher using the Microsoft Teams App on your phone, tablet or PC.



Microsoft Teams

- You are able to view our Resources and Homework that are uploaded for you in OneNote under Content Library tab.



Welcome to Class Notebook

Your OneNote Class Notebook is a digital notebook for the whole class to store text, images, handwritten notes, attachments, links, voice, video, and more.

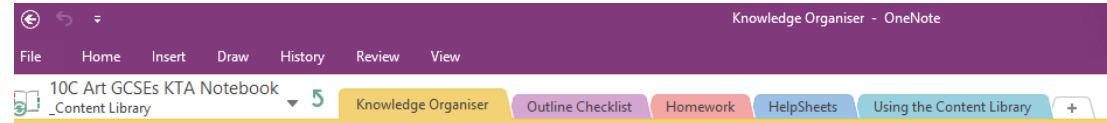
Each notebook is organized into three parts:

1. **Student Notebooks** — A private space shared between the teacher and each individual student. Teachers can access every student notebook, while students can only see their own.
2. **Content Library** — A read-only space where teachers can share handouts with students.
3. **Collaboration Space** — A space where everyone in your class can share, organize, and collaborate.



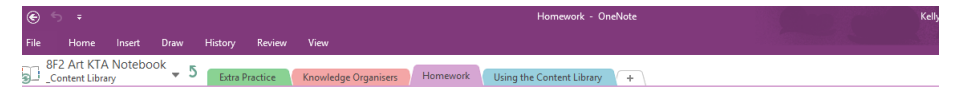

How to make the most of Class Notebook in your Class Team:

Start adding materials or collaborating in your Class Notebook today. Use the menu to the left to open or add new pages.



Knowledge Organiser

17 September 2020 17:04



Homework

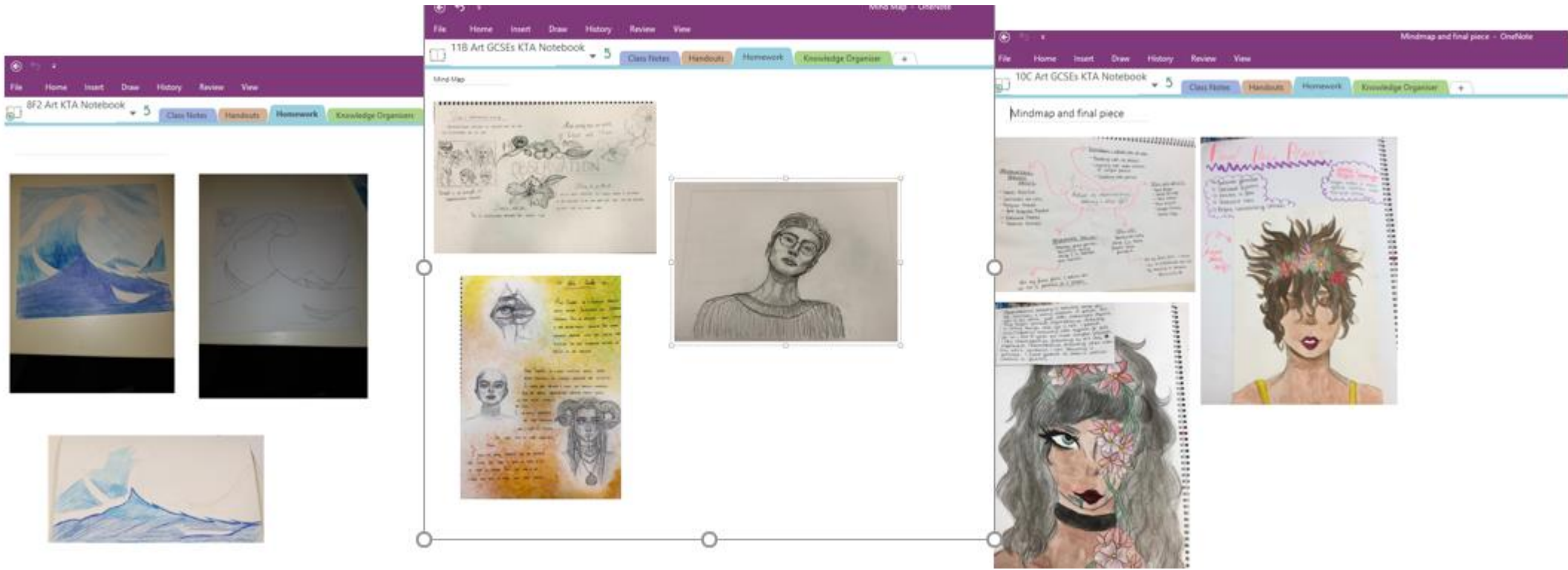
17 September 2020 16:17



Year 8 HW Booklet

Microsoft Teams

- You can also to upload your Homework, Coursework and Art photos on OneNote





Online extra resources

- <https://www.bbc.co.uk/bitesize/subjects/z6hs34j>

A screenshot of the BBC Bitesize website. At the top, there is a dark grey banner with a cookie consent message: "Let us know you agree to cookies" and "We use cookies to give you the best online experience. Please let us know if you agree to all of these cookies." with options "Yes, I agree" and "No, take me to settings". Below this is the BBC logo and a navigation bar with links for News, Sport, Weather, iPlayer, Sounds, and More, along with a search bar. The main header is purple with the word "Bitesize" and a "Change language" button. A secondary navigation bar includes "Home", "Learn", "Support", "Careers", "My Bitesize", and "All Bitesize". The main content area is titled "GCSE Art and Design" and is described as "Part of Learn & revise". It features an illustration of a drawing board with a mountain scene and a paintbrush. Below this, there are sections for "Topics" and "Areas of study" which lists subjects like Ceramics, Drawing, Printmaking, Photography, and Writing. A "Creative process" section lists topics like Finding inspiration, Responding to stimuli, Analytical drawing, Developing ideas, Creating a design brief, and Experimenting with materials and technical skills. A "Links" section provides external resources like ActUK, Design Council, and Royal Academy of Arts.